

Introduction to Agent-Based Modeling for Social Scientists

Day 6

A Practical Guide to Building Models

By: Aaron Bramson

A Practical Guide to Building Models in Netlogo

Altering the Segregation Model

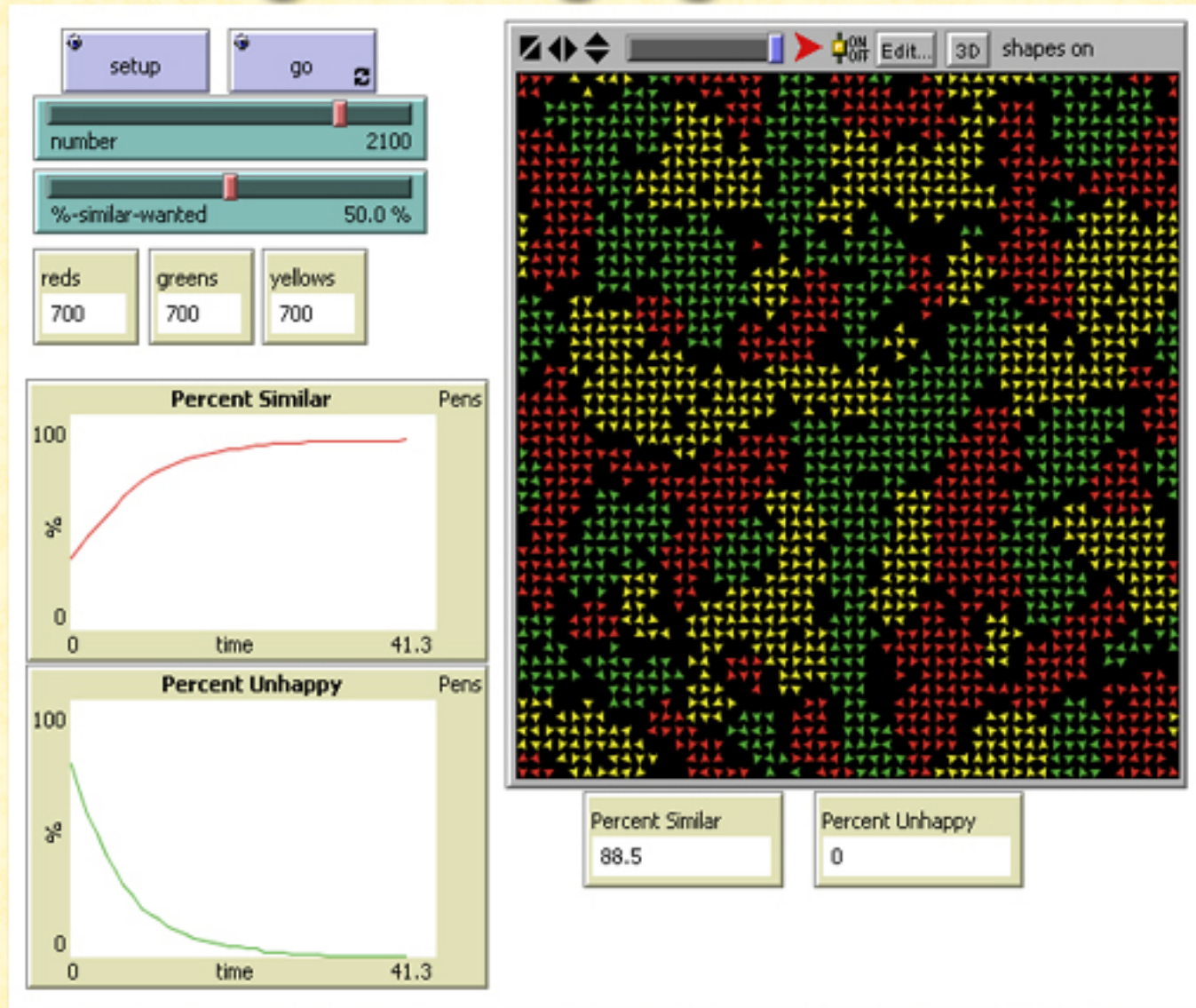
- Open the Segregation Model from the Model Library.
- Add another kind (**color**) of agent in the easiest way imaginable.
- What is (potentially) wrong with that technique?
- To fix it, add a **monitor** to check the number of each color of agent, set **number** to 2100 and fix the ratios.
- Change the **percent-wanted** to **50%** and find colors that make the display look like **camouflage**
- The best camo (when time runs out) wins a

PRIZE

INTRODUCTION TO AGENT-BASED MODELING

A Practical Guide to Building Models in Netlogo

Altering the Segregation Model



Beat This!!!

INTRODUCTION TO AGENT-BASED MODELING

A Practical Guide to Building Models in Netlogo

Creating the Hatfield and McCoy Model



A Practical Guide to Building Models in Netlogo

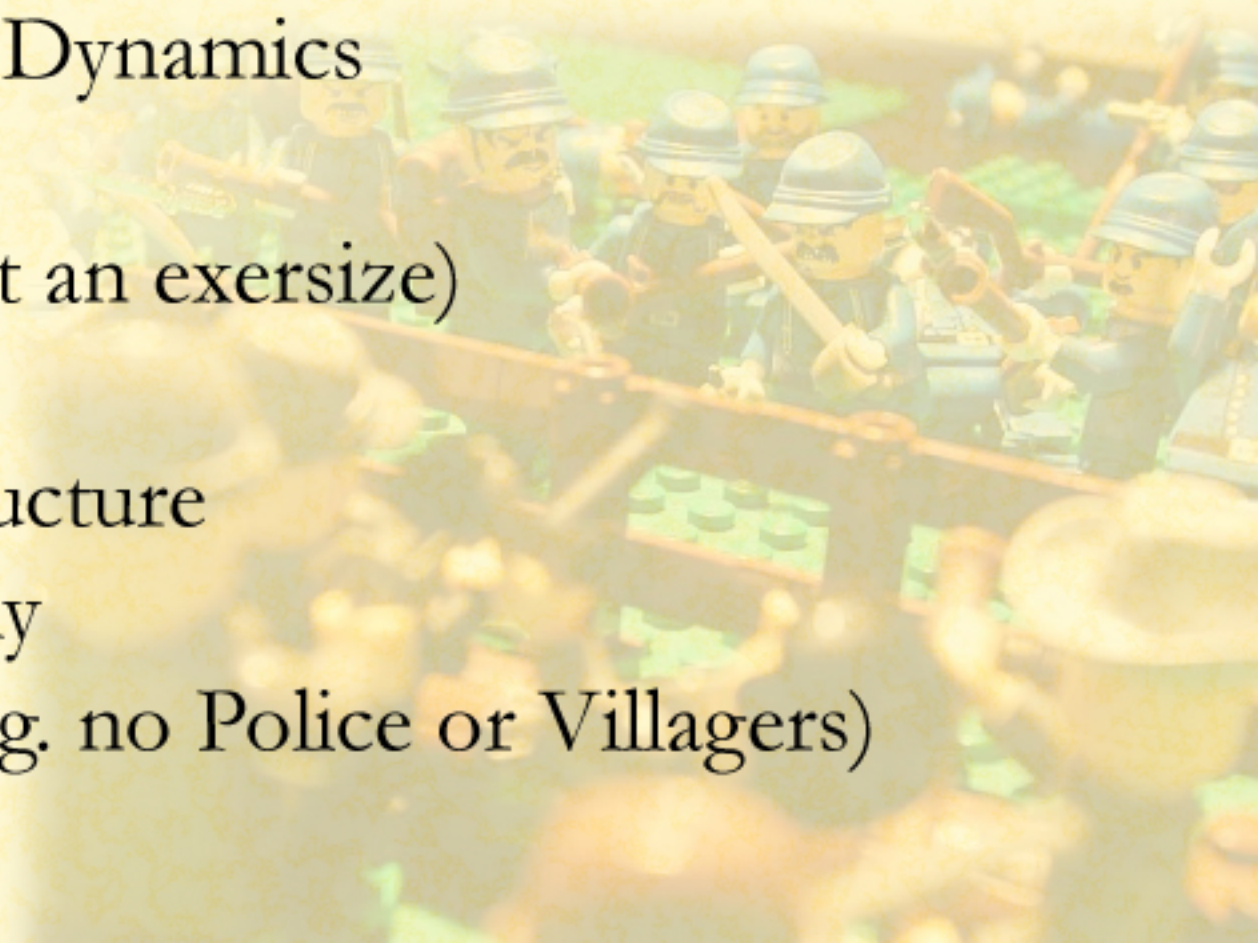
Creating the Hatfield and McCoy Model

What Are We Modeling?

- Can Inter-Group Marriage End Inter-Group Conflict?
- Two Feuding Factions (the Hatfield and McCoy Families)
- Rules for Marriage, Fighting, Birth, and ...?
- Measure(s) of Conflict Level and Tolerance
- Visualization(s) of the System Dynamics

Modeling Considerations

- Keep it Simple (after all it's just an exercise)
- Not Really Spatially Explicit
- Don't Worry about Family Structure
- Forget the Effects of Economy
- No Other Kinds of Agents (e.g. no Police or Villagers)



A Practical Guide to Building Models in Netlogo

Creating the Hatfield and McCoy Model

Start from the Beginning

- Open a New (Blank) Netlogo Application
- Open ANOTHER Netlogo Application (to look at other code)
- Open a Browser to the Netlogo User Manual
- Save the New Model as 'Hatfields and McCoys.nlogo'
- Delete Text from the Information Tab

First Step: Create the Bare Skeleton of a Model

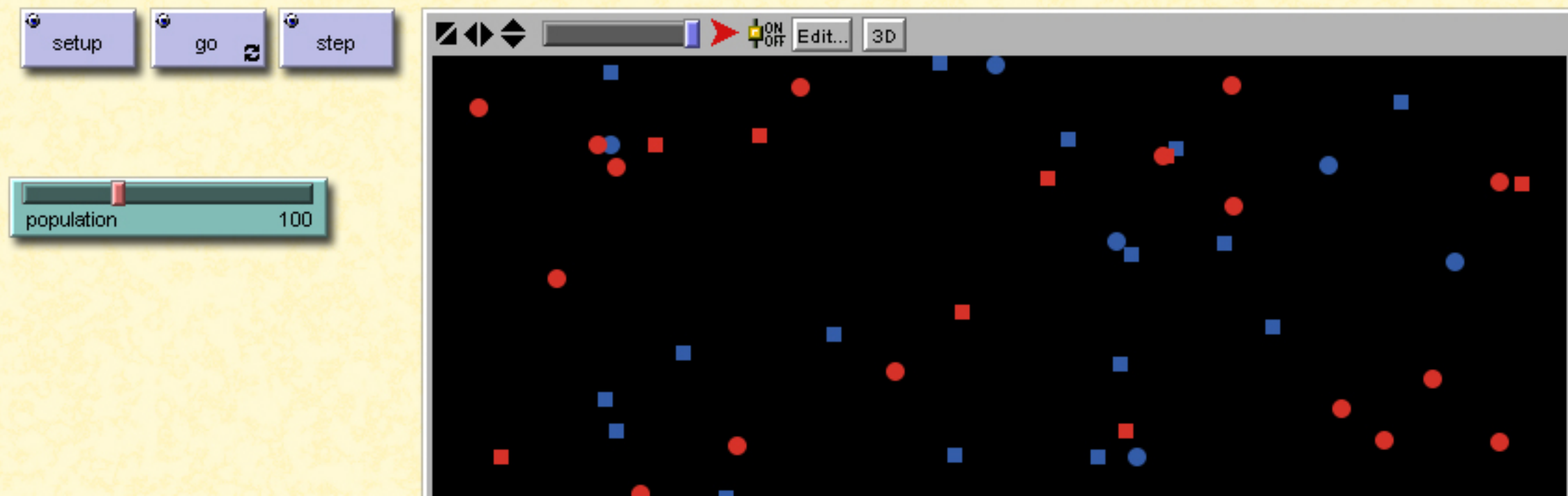
- Create a **population** slider (up to 300)
- Create Buttons for **setup**, **step**, and **go**
- Create Simple Methods for **setup** and **go**
- Create a **global variable**, **ticker**, and **monitor**, for **time**
- Set **patch-size** to **10** and **screen-size-x** and **y** to **30**

A Practical Guide to Building Models in Netlogo

Creating the Hatfield and McCoy Model

Creating Agents for the Model

- Create Three Breeds: **hatfields**, **mccoys**, & **tolerants**
- Make Hatfields and McCoys each **Half** the Population
- Set Hatfields Blue and McCoys Red (and Tolerants Yellow)
- Create a **turtles-own** variable for **alignment** (0-9)
- Give Agents Sex and Set Shapes by Sex
- Set Random Initial Locations for each Agent (**Hatch**)



A Practical Guide to Building Models in Netlogo

Creating the Hatfield and McCoy Model

Agent Behavior: With Whom Do Agents Interact?

- Random Agents - Physical Location Irrelevant?
- Agents on the Same Patch (using larger patches)?
- Agents within a Radius (one or all agents nearby)?
- Agents in Front of the Active Agent (using heading)?
- ...I recommend **one-of turtles in radius radius** (# from slider).

Agent Behavior: Actions Depend on Types

- Create Conditionals for All 21 Types of Agents (nested **ifelse**)
- Use Systematic Properties to Limit Necessary Rules
- Still Need Nesting, Consider Optimal Nesting Order
- Write a Separate Method for Each Behavior
- Take Baby Steps: Minimize Change between Runnable Versions